

MASS FLOW METERS

TGF SERIES – Flow Rate & Totalizer LCD Display – Flow Rate With or Without LCD Display

- ±2.5% Accuracy
- Linear Output
- Thermal Technology
- For Using in Non Corrosive Gas
- For Flow Rates up to 4500 SLM
- Power Supply Included

The NEW-FLOW Thermal Mass Flow Meters provide high performance. Thermal Technology offers advantages in accuracy, sensitivity and turn quality components and the latest technology are combined to provide reliable, compact meters and controllers. The TGF Series comes with or Without an LCD Display; or Flow Rate with Totalizer LCD Display. All models come with linear 0-5VDC and 4-20mA output. The TGF Series measures the mass flow rate of gases in 4 ranges from 0-2500 SLM to 0-4500 SLM as shown in the range table.

Technical Data

- Type:** Without LCD Display;
Flow Rate with LCD Display & Blue Back Lighted;
Flow Rate with Totalizer LCD Display & Blue Back Lighted
- Wetted Parts Material:** Standard flowbody—SS316, option available; O-ring— Viton
- Output Signal:** 0-5 VDC Linear min. load 1000Ω or 4-20 mA Linear, loop resistance 500Ω
- Input Power:** 24VDC standard; optional power supply 15VDC 115VAC, 220VAC @500mA
- Accuracy:** ±2.5% F.S. (including linearity)
- Turn Down Ratio:** 50:1
- Repeatability:** ±0.15% F.S. or Better
- Electric Connection:** 9 Pin Sub "D"
- Process Connection:** 1½"NPT female; 1½"BSP female available
- Range:** 0-2500 SLM to 0-4500 SLM
- Minimum Pressure:** 100" H₂O
- Max. Pressure:** 500 psig
- Temperature Range:** 0~50°C
- Response Time:** 1 Second
- Temp. Coefficient:** 0.05% Full Scale per 1°C or Better
- Pressure Coefficient:** 0.01% Full Scale per PSIG or Better
- Flow Unit:** Kg, GAL, Nℓ, Nm³, cc, ℓ, M³
(Flow rate with LCD display: Label by manufacturer;
Flow rate with totalizer LCD display: Unit LCD display)
- Weight:** app. 8.21 kg with power supply ;
app. 8.35 kg with power supply & totalizer

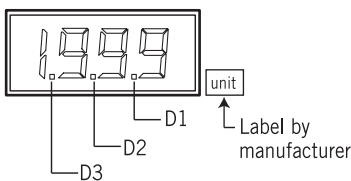


Approvals:



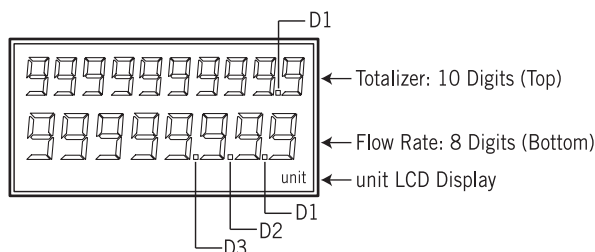
Display Digital Decimal Point Function

Flow Rate with LCD Display:



Range	Display
2500	250 x 10
3000	300 x 10
4000	400 x 10
4500	450 x 10

Flow Rate with Totalizer LCD Display :



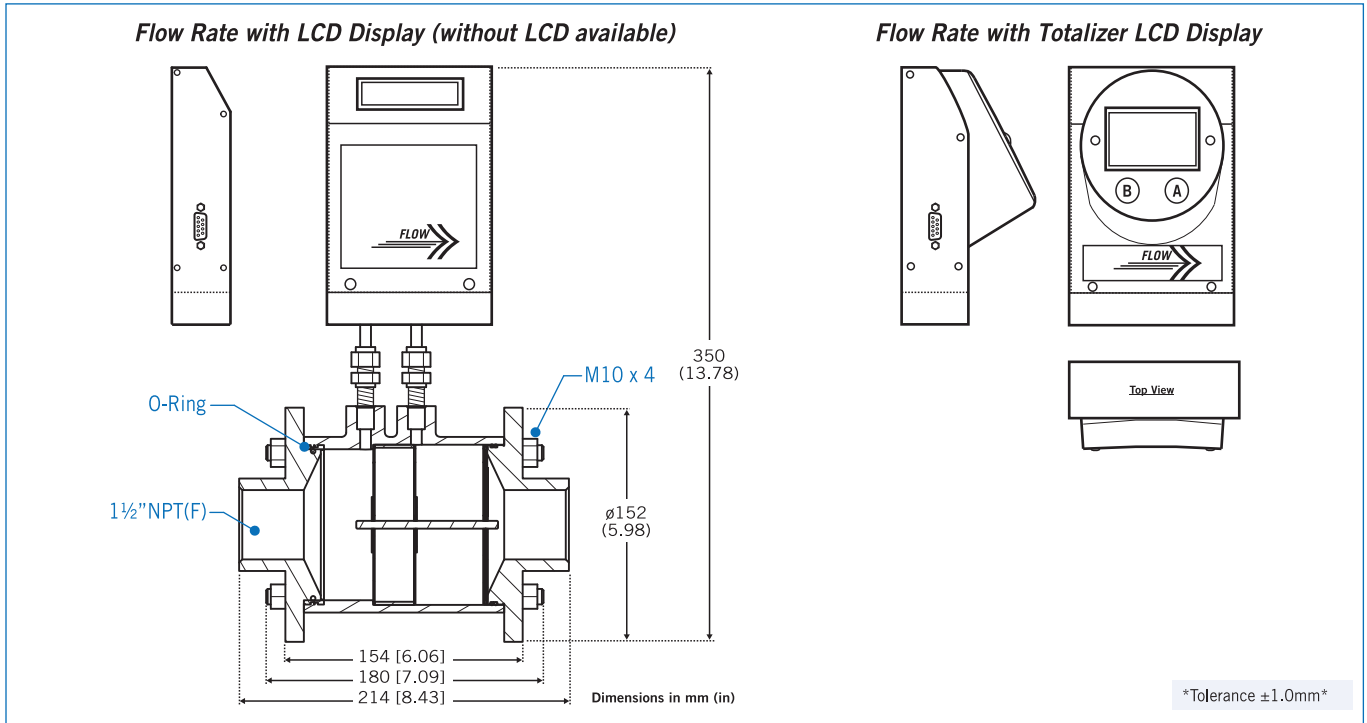
Range Table

Code	SLM	ACCURACY
00	0-2500	±2.5% F.S.
01	0-3000	±2.5% F.S.
02	0-4000	±2.5% F.S.
03	0-4500	±2.5% F.S.
04	*Custom Flow Rate	

NOTE.

*Please notice that the max. flow rate is 4500 SLM.

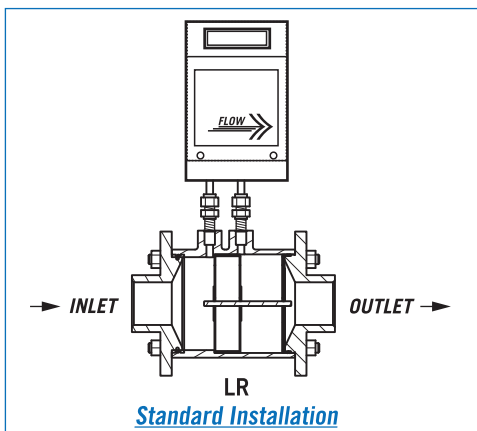
Dimensions



Ordering Information

TGF	Code	Flow Range						
	00	0~2500 SLM	01	0~3000 SLM	02	0~4000 SLM	03	0~4500 SLM
	04	*Custom range (please directly fill in the requested range)						
		Code	Wetted Parts Material					
		A	SS316	O	option			
			Code	Process Connection				
			1	1½"NPT(F)	2	1½"BSP(F)		
			Code	Display				
			B	Flow Rate with LCD Display & Blue Back Lighted				
			T	Flow Rate with Totalizer LCD Display & Blue Back Lighted				
			O	Without LCD Display				
			Code	Output Signal				
				(1) 0~5 VDC (2) 4~20mA				
			Code	Input Power				
				(1) 24 VDC (2) 15 VDC				
			Code	Power Supply for 24 VDC				
				(1) With (2) Without				
TGF								Complete Ordering Code

Flow Direction



■ Please follow the direction of arrow "→" on the label to install.
(As shown on the left is the standard installation.)

■ If customer requires "Vertical ↑ or ↓" installation, please contact with the manufacturer when place an order.