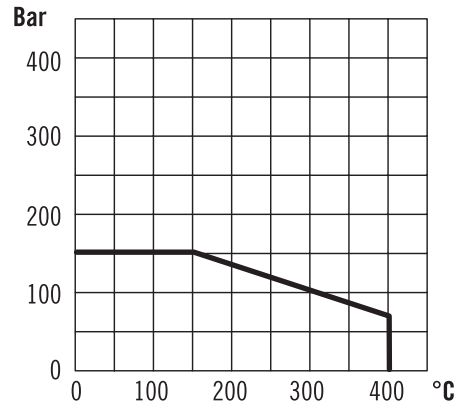


SYPHON SY SERIES

Technical Data

Material: SS316, SS304 available
Pipe Rating: Sch40S, Sch80S available

Working Pressure & Temperature



SY-1



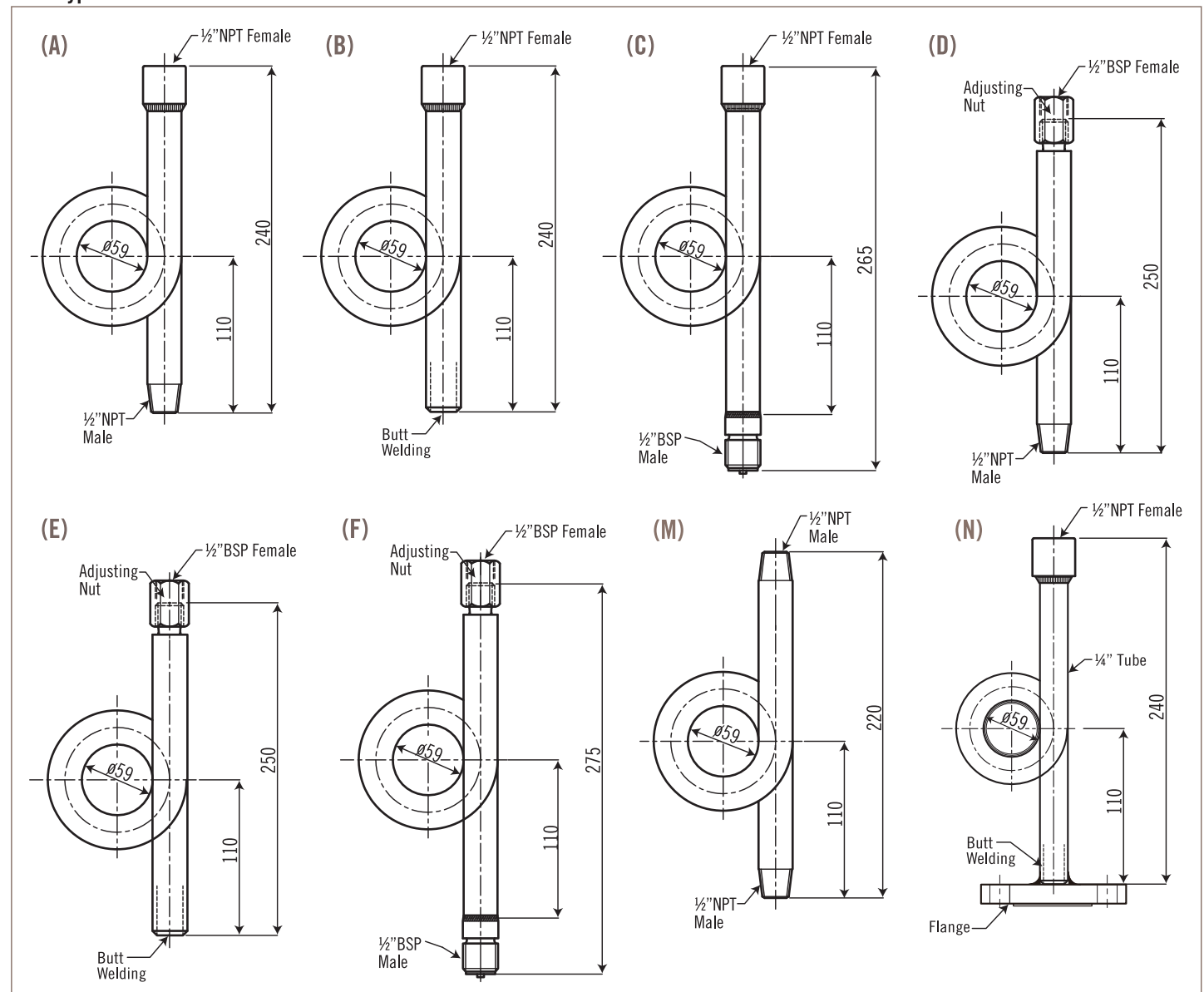
SY-1 (1/4" tube)



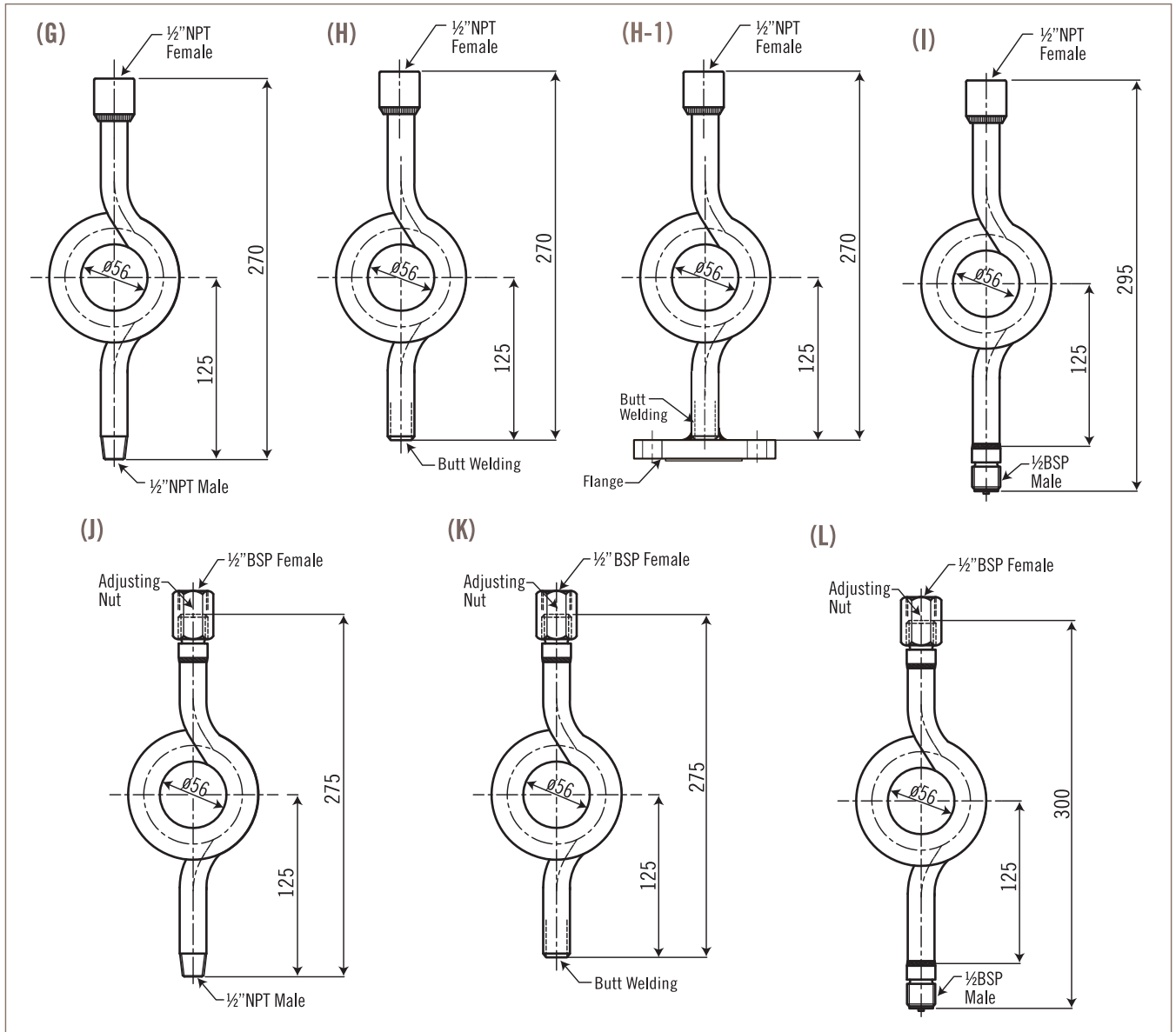
SY-2

Dimensions

SY-1 Type



SY-2 Type



WWW.NEW-FLOW.COM • TEL: 886-7-8135500 • FAX: 886-7-8225588 • Email: info@new-flow.com

Tube Table

Tube / Material	Max. Temp. (°C)	Max. Press. (Bar)
Sch 40S / SS316	80	250
	120	160
	300	100
	400	80
Sch 80S / SS316	80	300
	120	300
	300	160
	400	100
Sch 100S / SS316	80	400
	120	400
	300	250
	400	160

Ordering Information

SY	Code	Type / Connection Figure		
↓	1-A	SY-1 / A	2-G SY-2 / G	
	1-B	SY-1 / B	2-H SY-2 / H	
	1-C	SY-1 / C	2-H-1 SY-2 / H-1	
	1-D	SY-1 / D	2-I SY-2 / I	
	1-E	SY-1 / E	2-J SY-2 / J	
	1-F	SY-1 / F	2-K SY-2 / K	
	1-M	SY-1 / M	2-L SY-2 / L	
	1-N	SY-1 / N	Option	Please contact manufacturer directly
		Code	Tube Size	
		1	Sch 40S	2 Sch 80S
		Code	Tube Type	
			(1) Seam (2) Seamless	
		Code	Tube Material	
			(1) SS304 (2) SS316	
SY				