

SANITARY BALL VALVES – With Low Position Pad

N-3MH-B – BUTT WELD ENDS N-3MH-C – T-CLAMP

Technical Data

Full Port, 3 piece type- Inside port finish $Ra \leq 0.4$

Material: Wetted parts ASTM A351 CF8M / 316

Connection Size: ½" (15mm), ¾" (20mm), 1" (25mm), 1½" (40mm), 2" (50mm), 2½" (65mm), 3" (80mm), 4" (100mm)

Connection Type: Clamp & Tube butt weld ends available

ISO 5211 Mounting Pad- Low position pad

Locking Device: Valve operated locking in open or closed position

Working Temperature Limited: -20°F ~ 350°F (-5°C ~ 175°C)

Working Pressure Limited: 1000psi (70kg/cm²) for ½"~1";
800psi (56kg/cm²) for 1½"~2";
600psi (42kg/cm²) for 2½"~4"

Valves inspected and tested according to API 598 standard.

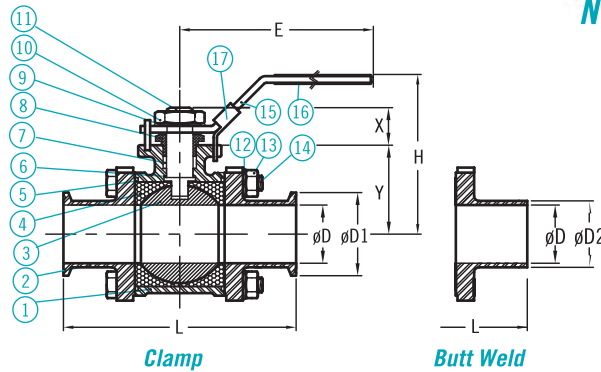
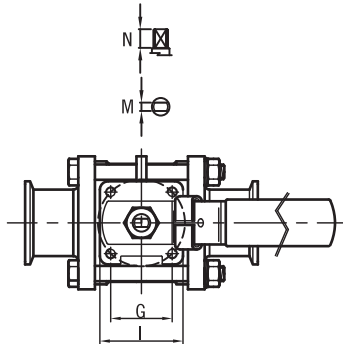


N-3MH-C



N-3MH-B

Dimensions



Clamp

Butt Weld

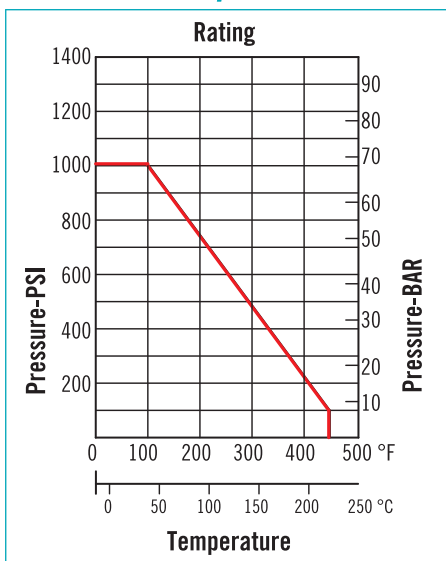
unit=mm

mm	Size inch	ISO-5211	øD±0.2	L±1.0	H±3.0	E±3.0	øD1	øD2	G	I	X	Y	M	N	TORQUE Inch/Lbs	
15	½	F03	36	9.5	89	65	134	25.5	12.7	25.5	37	18	29	5	13	40
20	¾	F03	36	15.9	101	68	134	25.5	19.1	25.5	37	19	33	5	13	65
25	1	F04	42	22.2	114	71	134	50.4	25.4	29.7	42	19.5	37.5	6.5	14	130
40	1½	F05	50	35.0	140	86	195	50.4	38.1	35.4	50	27.5	48.5	8.5	17.5	195
50	2	F05	50	47.6	156	93	195	63.6	50.4	35.4	50	25.5	58.5	8.5	17.5	250
65	2½	F07	70	60.2	197	140	262	77.5	63.4	49.5	72	37	79.5	12	27.5	400
80	3	F07	70	73.0	229	155	262	90.8	76.2	49.5	72	42	83.5	12	27.5	600
100	4	F10	102	97.4	241	180	290	118.5	101.6	72.1	95	49.5	110.5	16	35.5	1200

Parts List

Item	Parts Name	Material
1	Body	ASTM A351 CF8M / 316
2	Cap	ASTM A351 CF8M / 316
3	Ball	ASTM A351 CF8M / 316
4	Seat	PTFE / TFM1600
5	Body Seat	PTFE
6	Thrust Washer	PTFE
7	Stem Packing	PTFE
8	Gland Nut	AISI 304
9	Stem Washer	AISI 304
10	Stem Nut	AISI 304
11	Stem	AISI 304/316
12	Bolt Washer	AISI 304
13	Nut	AISI 304
14	Bolt	AISI 304
15	Handle	AISI 304
16	Plastic Cover	Plastic
17	Locking Device	AISI 304

Pressure–Temperature



Ordering Information

N-3MH	Code	Model
	B	Butt Weld Ends
	C	T-Clamp
	Code	Body Material
	S	CF8M / SS316
	Code	Connection Size
	(A) ½" (B) ¾" (C) 1" (D) 1½"	
	(E) 2" (F) 2½" (G) 3" (H) 4"	
N-3MH		Complete Ordering Code