

TUBULAR TYPE LEVEL GAUGE

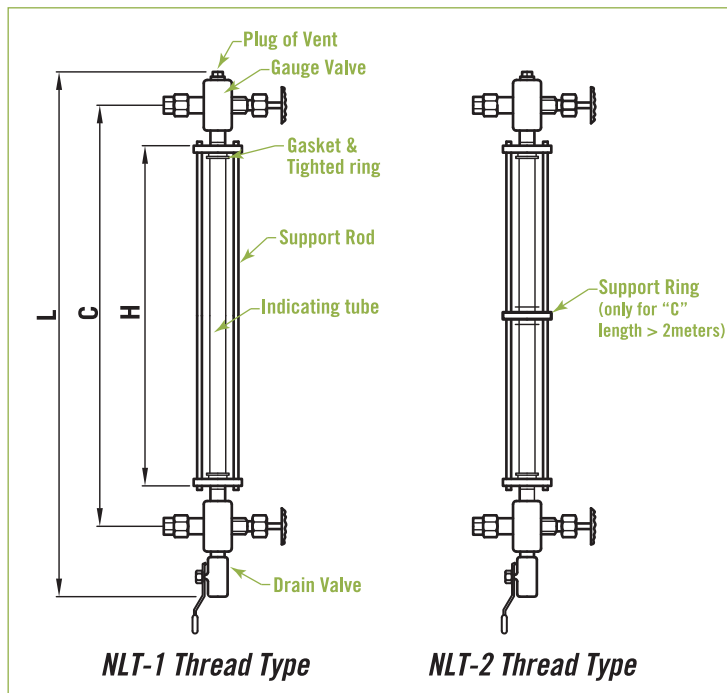
NL SERIES – With Protection Support Rod SL SERIES – With Protection Support Pipe

The tubular glass type is a simplest liquid level gauge for using in the pressure rating of 10 kg/cm² or under. The center to center length are over 1.5 meter. The intermediary joint ring would be used. Gauge glass are made heat resistant borosilicate.

Technical Data

- Suitable Fluid:** Water, Oil, other chemical liquid
- Gauge Valve Material:** SS304, SS316, others available
- Gauge Tube Material:** Glass, P.V.C
- Seal Material:** Viton, Teflon available
- Gauge Valve Function:** With or Without ball check
- Max. Working Temperature:** 100°C
- Max. Working Pressure:** 4~7 kg/cm²
- Process Connection:** ½”~1½” Thread and Flange on request.
- Flange Rating:** JIS, ANSI, DIN available
- Drain Valve Connection:** standard ½”NPT(F); option available

Dimensions for NL Series



NLT-1 Thread Type

NLT-2 Thread Type



NLT-1



NLF-1



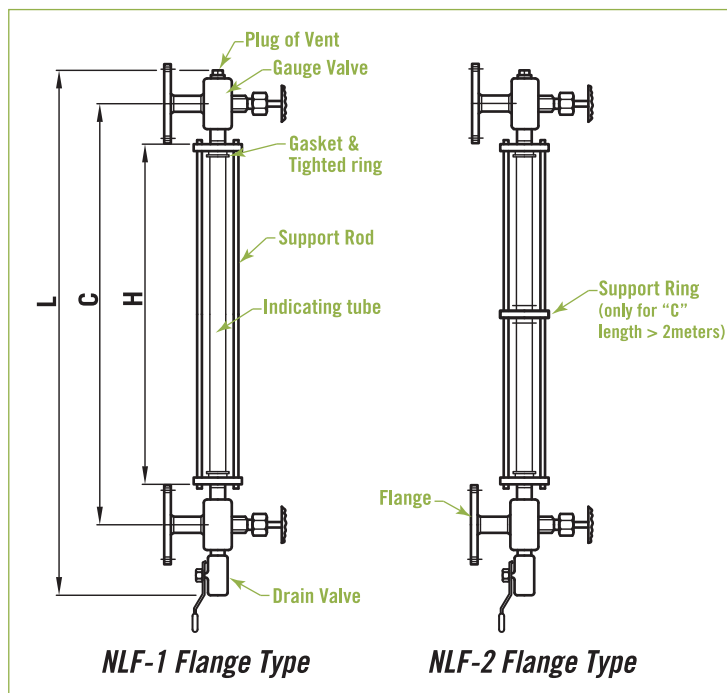
SLT-1



SLF-1



SCALE



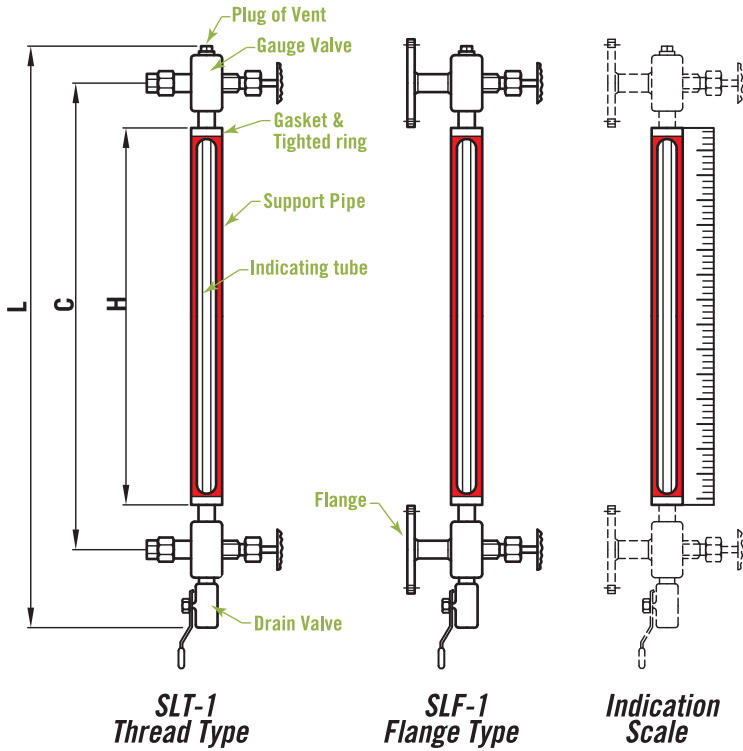
NLF-1 Flange Type

NLF-2 Flange Type

Item	mm	L	C	H	Section
1		400	300	200	1
2		600	500	400	1
3		900	800	700	1
4		1200	1100	1000	1
5		1300	1200	1100	1
6		1600	1500	1400	2
7		1900	1800	1700	2
8		2100	2000	1900	2

NOTE. The "C" dimension can be made by requirement of customer. Option available.

Dimensions for SL Series



Item	mm	L	C	H	Section
1		400	300	200	1
2		600	500	400	1
3		900	800	700	1
4		1100	1000	900	1
5		1300	1200	1100	1
6		1600	1500	1400	2
7		1900	1800	1700	2
8		2100	2000	1900	2

NOTE. The "C" dimension can be made by requirement of customer. Option available.

Ordering Information

Model	NLT-1	with protection support rod; Thread type (section 1)	
	NLT-2	with protection support rod; Thread type (section 2)	
	NLF-1	with protection support rod; Flange type (section 1)	
	NLF-2	with protection support rod; Flange type (section 2)	
	SLT-1	with protection support pipe; Thread type	
	SLF-1	with protection support pipe; Flange type	
	Code	Connection Size	
	Thread	(A) ½"NPTM (B) ½"NPTF (C) ¾"NPTM (D) ¾"NPTF (E) option	
	Flange	(F) ½" JIS 10K (G) ¾" JIS 10K (H) 1" JIS 10K	
		(I) ½" ANSI 150# (J) ¾" ANSI 150# (K) 1" ANSI 150# (L) option	
	Code	Gauge Valve Material	
		(1) SS304 (2) SS316 (3) option	
Code	Gauge Tube Material		
	(1) Glass (2) PVC		
Code	Seal Material		
	(1) Viton (2) Teflon		
Code	The Function of Gauge Valve		
	(A) With Ball Check (B) Without Ball Check		
Code	Drain Valve Connection		
	(1) ½"NPTF, standard (2) Option		
Code	Center to Center Length (C to C)		
	Please directly fill out the length you required.		
Code	Scale Plate		
A	Yes	B Without	
Complete Ordering Code			