

# 2-PIECE FLANGED BALL VALVE

NA2FG150 – ANSI 150LB

NA2FJ10K – JIS 10K

– Without Mounting Pad

## Technical Data

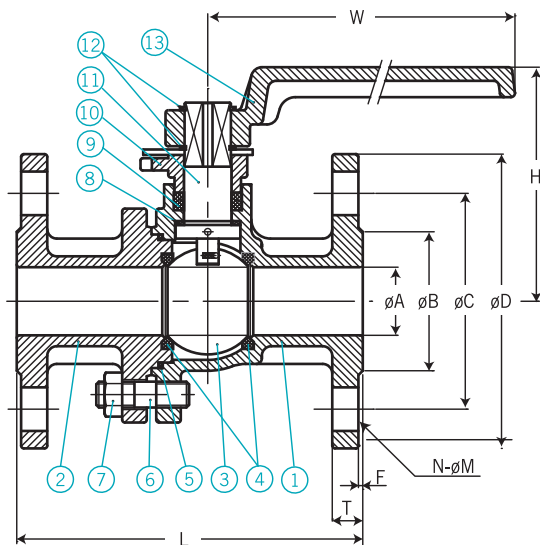
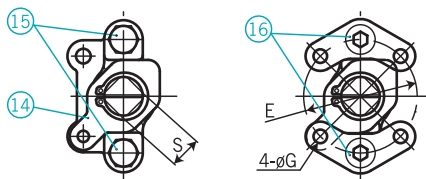
- Full Port
  - Investment Casting
  - Fire Safe Design
  - Antistatic Stem
  - Design: ASME B16.34
  - Valves Inspected & Tested according to API 598 Standard
- Material: ANSI 150LB– ASTM-A351-CF8M, ASTM-A351-CF8, ASTM-A351-CF3M, ASTM-A216-WCB  
 JIS 10K– SCS 14A / SCS 13A

Working Pressure: ANSI Class 150 / JIS 10K  
 Flange Dimension: ANSI B16.5 / JIS B2220  
 Face to Face Dimension: ANSI B16.10 / JIS B2002  
 Size Ranging: ½"~4" (DN15~DN100); but 1¼" (DN32) is not available  
 Locking Device On Valve Body  
 With FCD Operation



## Dimensions

For Assembling With Actuator



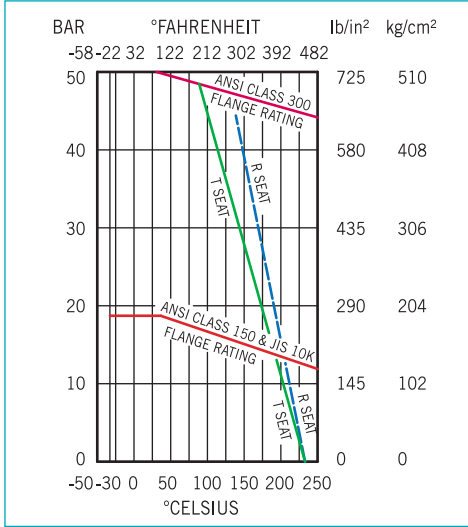
### Dimension Data

unit=mm

SIZE	øA	øB		øC		øD		øE	F		øG	H
		ANSI 150	JIS 10K	ANSI 150	JIS 10K	ANSI 150	JIS 10K		ANSI 150	JIS 10K		
1/2"	15	35	51	60.5	70	89	95	F04/42	1.6	1	6	70
3/4"	20	43	56	70	75	98	100	F04/42	1.6	1	6	73
1"	25	51	67	79.5	90	108	125	F05/50	1.6	1	7	87
1½"	38	73	81	98.5	105	127	140	F07/70	1.6	2	9	130
2"	50	92	96	120.5	120	152	155	F07/70	1.6	2	9	137
2½"	65	105	116	140	140	178	175	F07/70	1.6	2	9	150
3"	80	127	126	152.5	150	190	185	F10/102	1.6	2	11	158
4"	100	157	151	190.5	175	229	210	F10/102	1.6	2	11	173

SIZE	L		øM		N		S	T		W
	ANSI 150	JIS 10K	ANSI 150	JIS 10K	ANSI 150	JIS 10K		ANSI 150	JIS 10K	
1/2"	108	108	15.9	15	4	4	11	11.2	11	130
3/4"	117.5	117.5	15.9	15	4	4	11	11.2	11	130
1"	127	127	15.9	19	4	4	14	11.2	14	163
1½"	165.1	165	15.9	19	4	4	17	14.3	17	200
2"	174.8	178	19.1	19	4	4	17	15.9	17	200
2½"	190.5	190.5	19.1	19	4	4	17	17.5	17	200
3"	203	203	19.1	19	4	8	22	19	22	328
4"	228.5	228.5	19.1	19	8	8	22	23.8	22	328

## Pressure-Temperature Chart



## Parts & Material List

NO.	Description	Qty	Material	
1	Body	1	ASTM-A351-CF8M	ASTM-A216-WCB
2	Cap	1	ASTM-A351-CF8M	ASTM-A216-WCB
3	Ball	1	ASTM-A351-CF8M	ASTM-A351-CF8
4	Seat	2	PTFE	PTFE
5	Joint Gasket	1	PTFE	PTFE
6	Bolt	4-8	SUS304	SUS304
7	Nut	4-8	SUS304	SUS304
8	Thrust Washer	1	PTFE	PTFE
9	Stem Packing	1	PTFE	PTFE
10	Gland	1	SUS304	SUS304
11	Stem	1	SUS316	SUS304
12	C-Ring	2	S45C	S45C
13	Handle	1	FC 25	FC 25
14	Stopper	1	SUS304	SUS304
15	Gland Bolt	2	SUS304	SUS304
16	Gland Bolt	2	SUS304	SUS304

## Ordering Information

Model	Flange Rating
NA2FC150	ANSI Class 150
NA2FJ10K	JIS 10K
↓	<b>Code</b> <b>Connection Size</b>
	(1) ½" (2) ¾" (3) 1" (4) 1½" (5) 2" (6) 2½" (7) 3" (8) 4"
↓	<b>Code</b> <b>Body Material</b>
	ANSI (1) ASTM-A351-CF8M (2) ASTM-A351-CF8 (3) ASTM-A351-CF3M (4) ASTM-A216-WCB
↓	JIS (5) SCS 14A (6) SCS 13A
	<b>Code</b> <b>For Assembling with Actuator</b>
↓	Y    Yes
	N    No
↓	<b>Complete Ordering Code</b>

**Ordering code example:**  
**NA2FC150-3-ANSI (1)-W**  
 → NA2FC150= Model  
 → 3= Connection Size (1" ANSI 150#)  
 → ANSI (1)= Body Material (ASTM-A351-CF8M)  
 → Y= For Assembling with Actuator (Yes)