

PLASTIC FLOW METER MDS

– alarm switch available – set point in front adjustable



Technical Data

Service: Water, Air

Wetted parts material: Body: Polycarbonate (P.C); O-ring: Viton; Float: SS316; Connection: SS316

Connection size: 1/4" and 3/8" NPT or PT female available

Mounting: Vertical position

Max. working pressure limit: 1.2 MPa (12 kg/cm²)

Max. test pressure: 2.0 MPa (20 kg/cm²) (water 25°C)

Max. working temperature limit: -10°C to 60°C (for PC body)

Accuracy: ±5% full scale

Alarm switch (Standard ↑ON): One setting point, form A N.O. type bistable reed switch

Switch rating: AC 125V 0.5A / DC 100V 10W / Max. DC 250V < 40mA

Weight: 0.3~0.4 kg (Contact setting point should be within 10% to 80% of FS)

Needle valve: With or Without available

如果開關的動作「不是↑ON」，請先與廠商聯繫。
If the alarm switch is Not ↑ON, please contact with the manufacturer at the first.

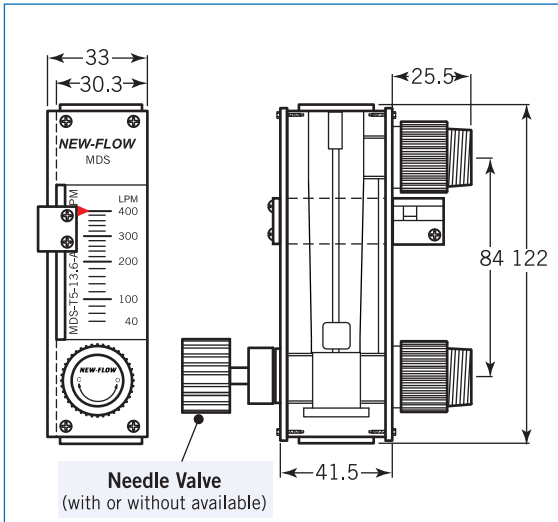
Approvals:



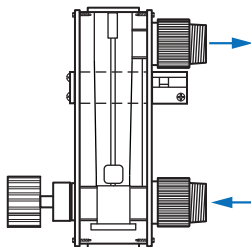
Ordering Information

MDS	Code	Flow Range
	A	Air-LPM (Normal Litter per Minute)
		(1) 8~80LPM (2) 10~100LPM (3) 15~150LPM (4) 25~250LPM (5) 40~400LPM
	B	Water-LPM (Litter per Minute)
		(6) 0.2~2LPM (7) 0.3~3LPM (8) 0.5~5LPM (9) 0.8~8LPM
	C	Water-LPH (Litter per Hour)
		(10) 20~200LPH (11) 30~300LPH (12) 50~500LPH
	D	Air-SCFM (Standard Cubic Feet per Minute)
		(13) 0.35~3.5SCFM (14) 0.5~5SCFM (15) 1~10SCFM (16) 1.5~15SCFM
	E	Water-GPM (Gallon(us) per Minute)
		(17) 0.08~0.8GPM (18) 0.15~1.5GPM (19) 0.2~2GPM
	F	Water-GPH (Gallon(us) per Hour)
		(20) 5~50GPH (21) 8~80GPH (22) 15~150GPH
	G	Water-LPM (Litter per Minute)
		(23) 1~10 LPM
	Code	Body Material
	PC	Polycarbonate
	Code	Connection Material
	S	SS316
	Code	Process Connection
	A	3/8" NPT female
	B	3/8" PT female
	C	1/4" PT female <small>1/4" Unavailable for flow range code: (4)(5)(9)(12)(15)(16)(19)(22)(23)</small>
	D	1/4" NPT female <small>1/4" Unavailable for flow range code: (4)(5)(9)(12)(15)(16)(19)(22)(23)</small>
	Code	Alarm Switch Position
	L	Left Side
	R	Right Side
	O	Without Switch
	Code	Flow Direction
	BT	Bottom Rear to Top Rear
	Code	Needle Valve
	V	With
	N	Without
MDS		Complete Ordering Code

Dimensions-mm

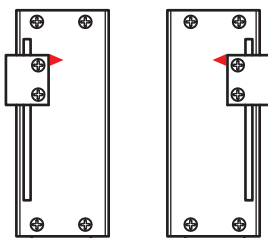


Flow Direction



Bottom Rear to Top Rear

Alarm Switch Position



Left Side

Right Side