

3-WAY MANIFOLD VALVE

MD3-H – Flange to Flange Type

Technical Data

- Designed two square flange directing mounting to D/P transmitter or D/P gauge.
- Consists of one equalizer valve, two block valve, and two vent holes (1/4"NPT female).
- Process connection hole center to center is 54mm.


Body Material: SS316 (standard)

Valve Tip to Seat: Metal to Metal

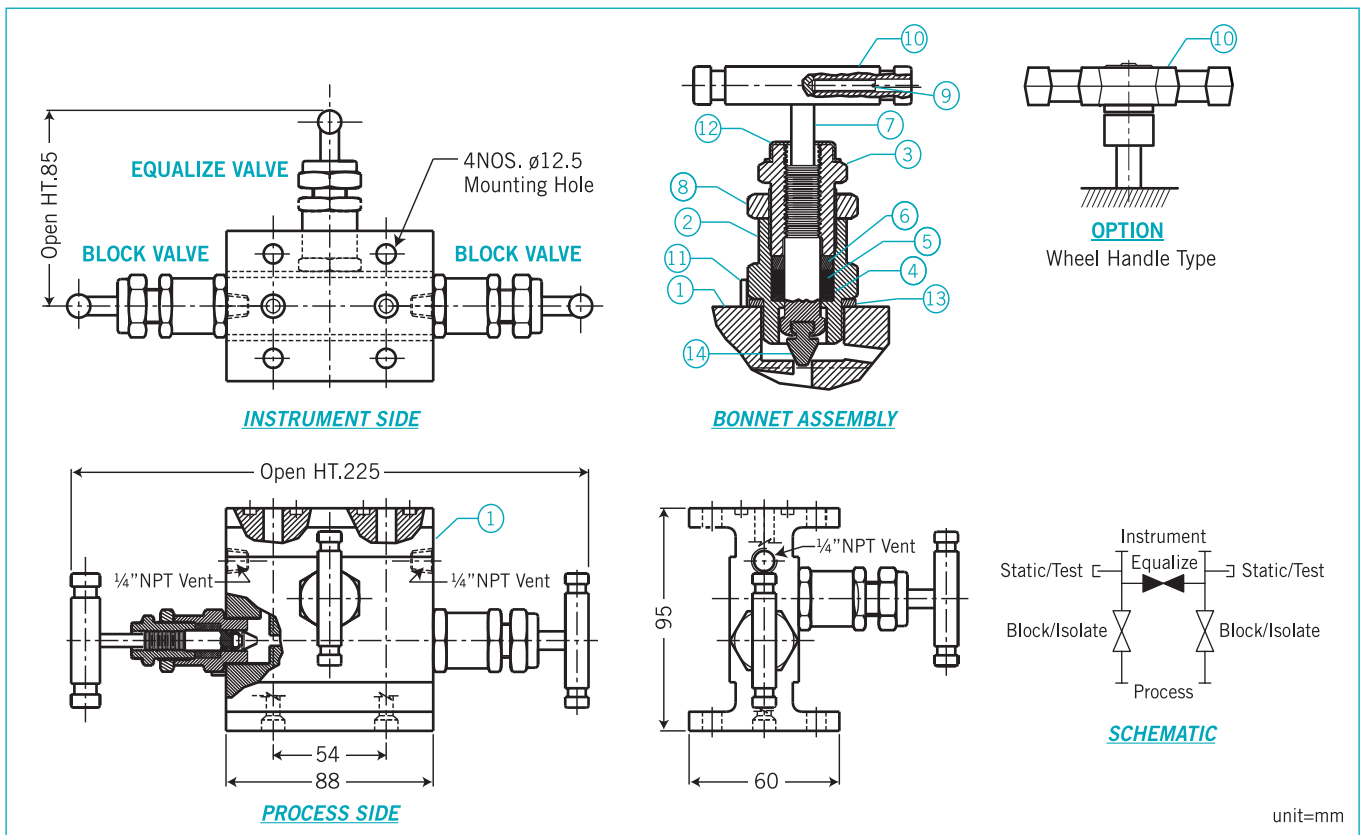
Process Connection: Square flange

Instrument Connection: Square flange

Working Pressure & Working Temperature: Please refer to the pressure/temperature table



Dimensions



Parts List

Item	Description	Material	Qty
1	Body	SS316	1
2	Bonnet	SS316	3
3	Gland Retainer	SS316	3
4	Washer	SS316	3
5	Packing	PTFE / Graphoil	3
6	Packing Washer	SS316	3
7	Spindle	SS316	3
8	Lock Nut	SS316	3
9	Grub Screw	Steel	3
10	Handle	SS316	3
11	Lock Pin	SS316	3
12	Dust Cap	Plastic LD.	3
13	Washer	SS316	3
14	Non Rotating Vee Tip	A564-630	3

Features / Benefits

Forged One Piece Body Construction (No Welding): For High Strength.

Non Rotating Vee :

(a) Rolled and plated stem threads for extra strength.

(b) Screwed bonnet with safety lock pin prevents accidental valve disassembly.

(c) Adjustable packing below threads.

Safety Bonnet Lock: Prevents accidental disassembly.

Stem Thread Rolled & Hard Plated: Provides additional strength & maximum service life.

Mirror Finish Stem, Burnished to a 16RMS: Extends packing life and smoothens stem operation.

Adjustable Packing Below Stem Threads: Prevents stem lubrication washout and isolates threads from process contamination.

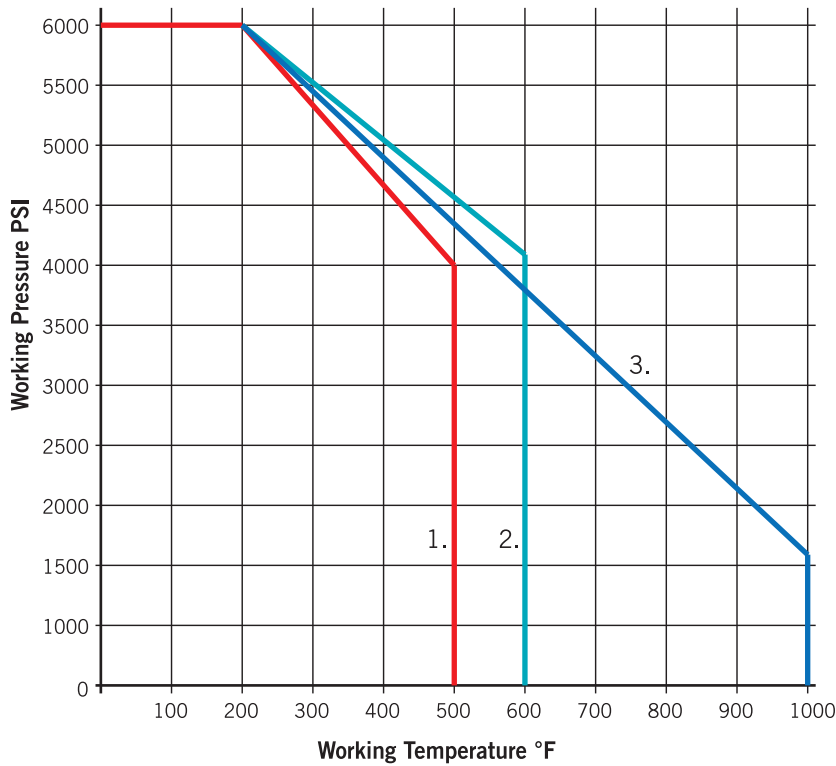
Safety Back Seating: Provides secondary stem seal in full open position, prevents stem blowout.

Stainless Steel Handle: For hand actuation.

Body to Bonnet Seal: Metal to Metal constant compression, isolated bonnet threads from system fluids and eliminates possible tensile.

Dust Cap: Prevents contamination washout out of bonnet assembly.

Pressure / Temperature Table



- 1. Teflon Packing
- 2. Graphoil Packing
- 3. SS316 Graphoil Packing

Pressure Rating

Temp.	C.S.	S.S.	Orifice	Cv
77°F	6000 psi	6000 psi	4.8 mm	0.52 Max
500°F	4000 psi	4000 psi	4.8 mm	0.52 Max
1000°F	1500 psi	1500 psi	4.8 mm	0.52 Max

Ordering Information

MD3 ↓ ↓ ↓ ↓ ↓ ↓	Code	Body Material		
	SS	SS316	0	Option
	Code	Process Connection		
	8	Square Flange		
	Code	Mounting Type		
	H	Flange to Flange		
Code	Handle Type			
F	Flat Handle Type	W	Wheel Handle Type	
MD3				Complete Ordering Code